


Site Usage

 **1,540 Visits**

Previous: 1,485 (3.70%)

 **28.44% Bounce Rate**

Previous: 29.23% (-2.68%)

 **7,361 Pageviews**

Previous: 8,518 (-13.58%)

 **00:03:04 Avg. Time on Site**

Previous: 00:03:52 (-20.59%)

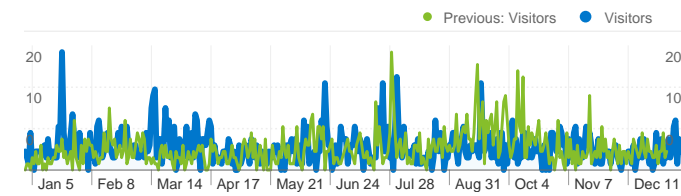
 **4.78 Pages/Visit**

Previous: 5.74 (-16.67%)

 **41.95% % New Visits**

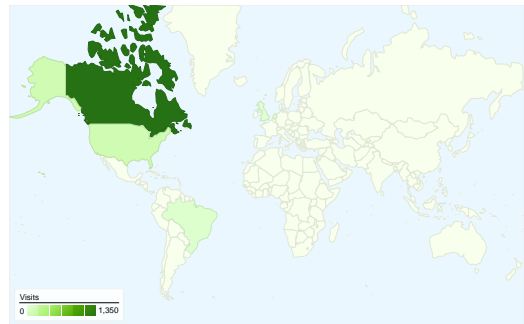
Previous: 45.12% (-7.03%)

Visitors Overview

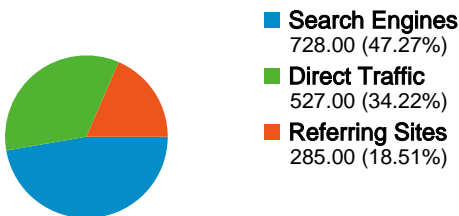


Visitors
711

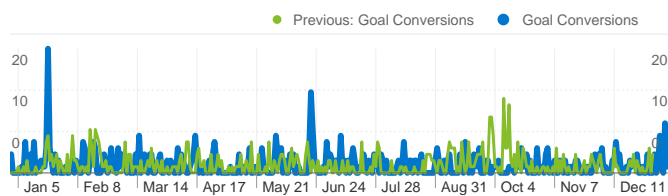
Map Overlay world



Traffic Sources Overview



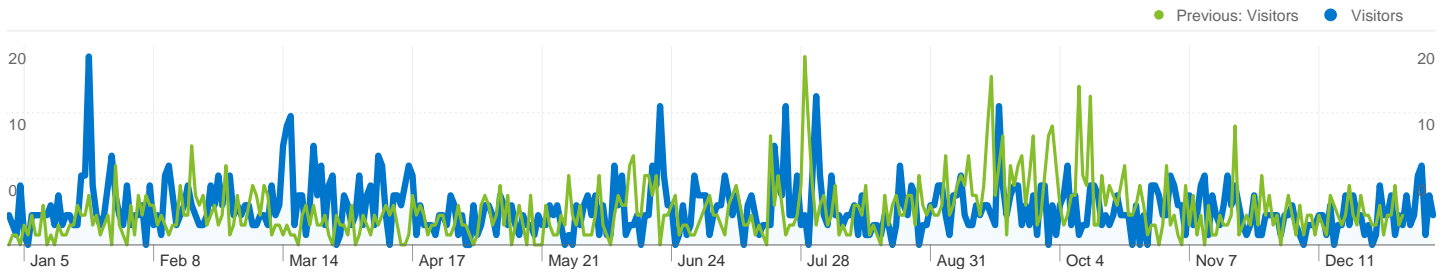
Goals Overview



Goal Conversions
501

Content Overview

Pages	Pageviews	% Pageviews
/index.html		
Jan 1, 2009 - Jan 10, 2010	2,815	38.24%
Jan 1, 2008 - Jan 1, 2009	2,875	33.75%
% Change	-2.09%	13.30%
/PastorDeacons.html		
Jan 1, 2009 - Jan 10, 2010	588	7.99%
Jan 1, 2008 - Jan 1, 2009	812	9.53%
% Change	-27.59%	-16.20%
/video_redirect.html		
Jan 1, 2009 - Jan 10, 2010	410	5.57%
Jan 1, 2008 - Jan 1, 2009	0	0.00%
% Change	100.00%	100.00%
/sermons.html		
Jan 1, 2009 - Jan 10, 2010	386	5.24%
Jan 1, 2008 - Jan 1, 2009	19	0.22%
% Change	1,931.58%	2,250.90%
/churchinfo.html		
Jan 1, 2009 - Jan 10, 2010	280	3.80%
Jan 1, 2008 - Jan 1, 2009	190	2.23%
% Change	47.37%	70.53%



711 people visited this site

 **1,540 Visits**

Previous: 1,485 (3.70%)

 **711 Absolute Unique Visitors**


Previous: 696 (2.16%)

 **7,361 Pageviews**

Previous: 8,518 (-13.58%)

 **4.78 Average Pageviews**


Previous: 5.74 (-16.67%)

 **00:03:04 Time on Site**

Previous: 00:03:52 (-20.59%)

 **28.44% Bounce Rate**

Previous: 29.23% (-2.68%)

 **41.95% New Visits**

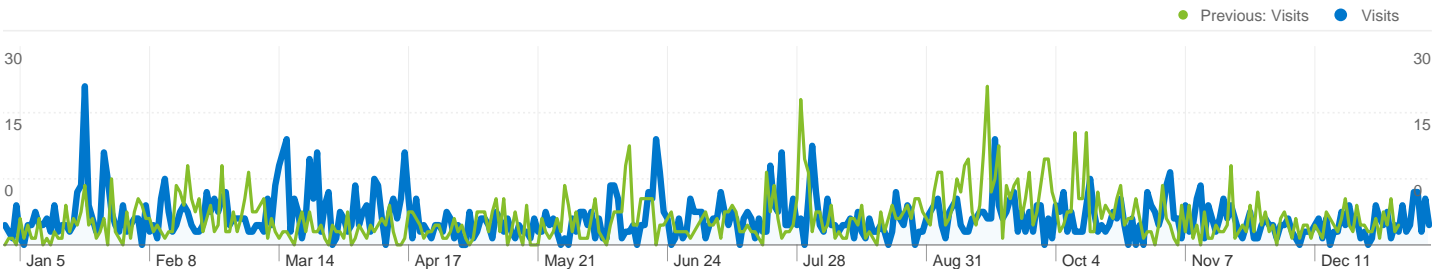
Previous: 45.12% (-7.03%)

Technical Profile


Browser	Visits	% visits	Connection Speed	Visits	% visits
Internet Explorer			Unknown		
Jan 1, 2009 - Jan 10, 2010	1,069	69.42%	Jan 1, 2009 - Jan 10, 2010	604	39.22%
Jan 1, 2008 - Jan 1, 2009	1,200	80.81%	Jan 1, 2008 - Jan 1, 2009	875	58.92%
% Change	-10.92%	-14.10%	% Change	-30.97%	-33.44%
Firefox			Cable		
Jan 1, 2009 - Jan 10, 2010	375	24.35%	Jan 1, 2009 - Jan 10, 2010	383	24.87%
Jan 1, 2008 - Jan 1, 2009	236	15.89%	Jan 1, 2008 - Jan 1, 2009	331	22.29%
% Change	58.90%	53.22%	% Change	15.71%	11.58%

Chrome		
Jan 1, 2009 - Jan 10, 2010	43	2.79%
Jan 1, 2008 - Jan 1, 2009	9	0.61%
% Change	377.78%	360.71%
Safari		
Jan 1, 2009 - Jan 10, 2010	29	1.88%
Jan 1, 2008 - Jan 1, 2009	27	1.82%
% Change	7.41%	3.57%
Mozilla		
Jan 1, 2009 - Jan 10, 2010	10	0.65%
Jan 1, 2008 - Jan 1, 2009	6	0.40%
% Change	66.67%	60.71%

DSL		
Jan 1, 2009 - Jan 10, 2010	326	21.17%
Jan 1, 2008 - Jan 1, 2009	120	8.08%
% Change	171.67%	161.96%
T1		
Jan 1, 2009 - Jan 10, 2010	213	13.83%
Jan 1, 2008 - Jan 1, 2009	140	9.43%
% Change	52.14%	46.71%
Dialup		
Jan 1, 2009 - Jan 10, 2010	11	0.71%
Jan 1, 2008 - Jan 1, 2009	15	1.01%
% Change	-26.67%	-29.29%




All traffic sources sent a total of 1,540 visits

 **34.22% Direct Traffic**

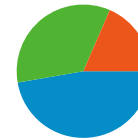
Previous: 40.81% (-16.14%)

 **18.51% Referring Sites**

Previous: 21.89% (-15.44%)

 **47.27% Search Engines**

Previous: 37.31% (26.71%)



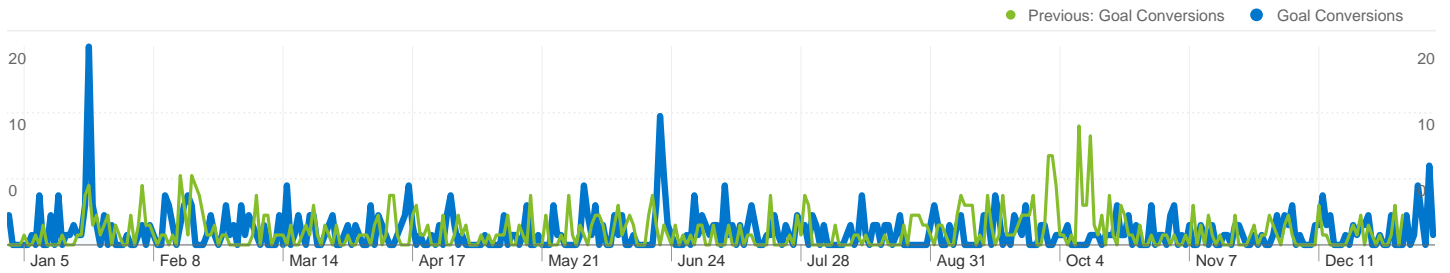
- **Search Engines**
728.00 (47.27%)
- **Direct Traffic**
527.00 (34.22%)
- **Referring Sites**
285.00 (18.51%)

Top Traffic Sources

Sources	Visits	% visits	Keywords	Visits	% visits
google (organic)			wittenburg baptist church		
Jan 1, 2009 - Jan 10, 2010	671	43.57%	Jan 1, 2009 - Jan 10, 2010	194	26.65%
Jan 1, 2008 - Jan 1, 2009	493	33.20%	Jan 1, 2008 - Jan 1, 2009	156	28.16%
% Change	36.11%	31.24%	% Change	24.36%	-5.36%
(direct) ((none))			wittenburg baptist		
Jan 1, 2009 - Jan 10, 2010	527	34.22%	Jan 1, 2009 - Jan 10, 2010	170	23.35%
Jan 1, 2008 - Jan 1, 2009	606	40.81%	Jan 1, 2008 - Jan 1, 2009	88	15.88%
% Change	-13.04%	-16.14%	% Change	93.18%	47.01%
baptist-atlantic.ca (referral)			www.wittenburgbaptist.org		
Jan 1, 2009 - Jan 10, 2010	117	7.60%	Jan 1, 2009 - Jan 10, 2010	23	3.16%
Jan 1, 2008 - Jan 1, 2009	77	5.19%	Jan 1, 2008 - Jan 1, 2009	34	6.14%
% Change	51.95%	46.52%	% Change	-32.35%	-48.52%
mountraber.org (referral)			wittenburg baptist church nova scotia		
Jan 1, 2009 - Jan 10, 2010	68	4.42%	Jan 1, 2009 - Jan 10, 2010	19	2.61%
Jan 1, 2008 - Jan 1, 2009	69	4.65%	Jan 1, 2008 - Jan 1, 2009	1	0.18%
% Change	-1.45%	-4.97%	% Change	1,800.00%	1,345.88%
facebook.com (referral)			wittenburg		

Jan 1, 2009 - Jan 10, 2010	33	2.14%
Jan 1, 2008 - Jan 1, 2009	10	0.67%
% Change	230.00%	218.21%

Jan 1, 2009 - Jan 10, 2010	14	1.92%
Jan 1, 2008 - Jan 1, 2009	31	5.60%
% Change	-54.84%	-65.63%



Visitors completed 501 goal conversions

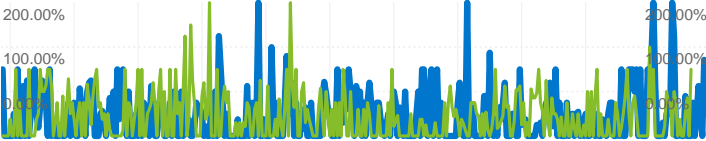
113 conversions, Goal 1: Directions To The Church
 Previous: 193 (-41.45%)

164 conversions, Goal 2: Contact Us
 Previous: 153 (7.19%)

224 conversions, Goal 4: Yearly Reports
 Previous: 142 (57.75%)

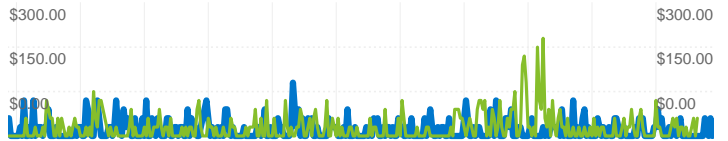
Goal Performance

Goal Conversion Rate

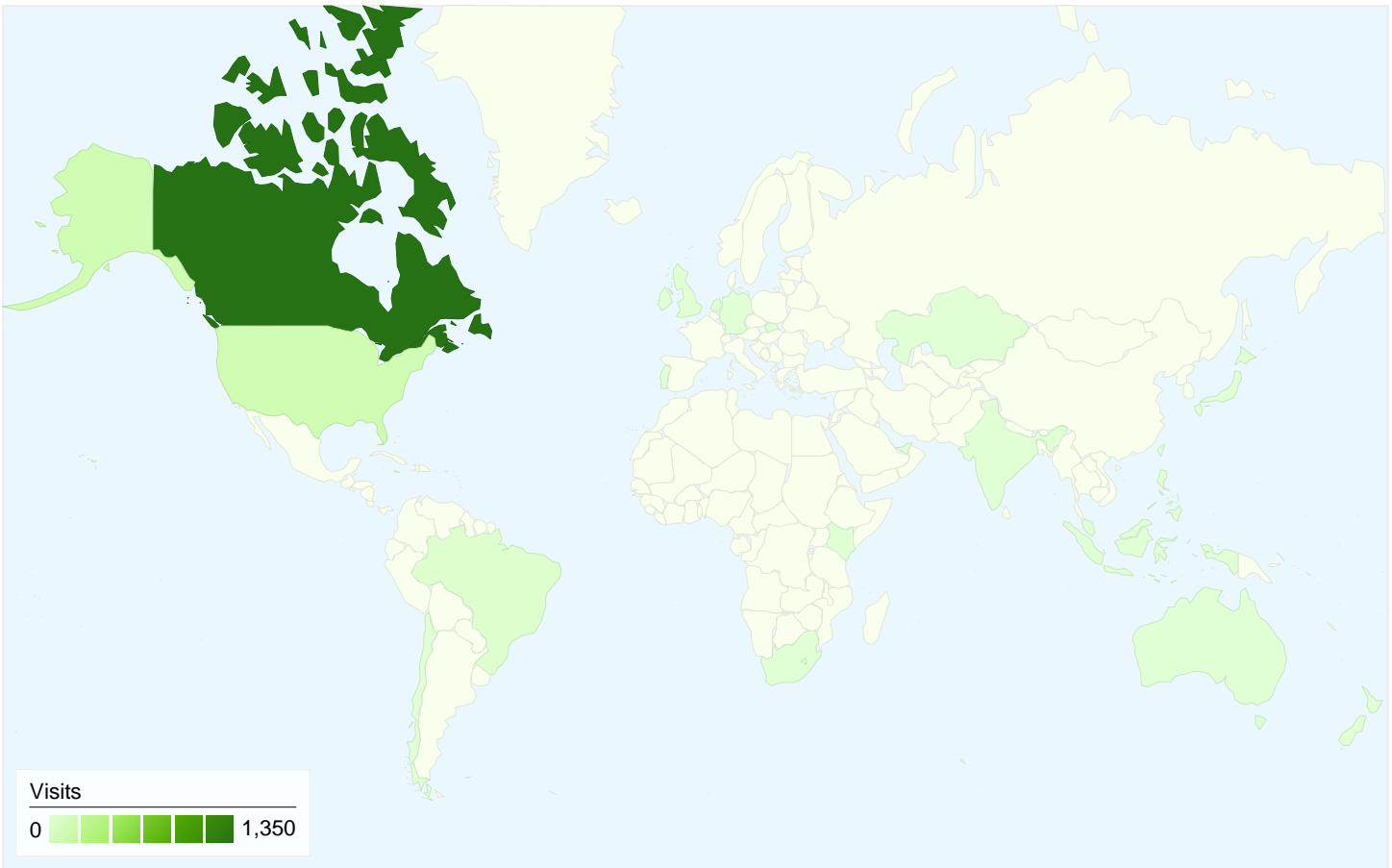


Goal Conversion Rate
32.53%

Total Goal Value



Total Goal Value
\$5,540.00



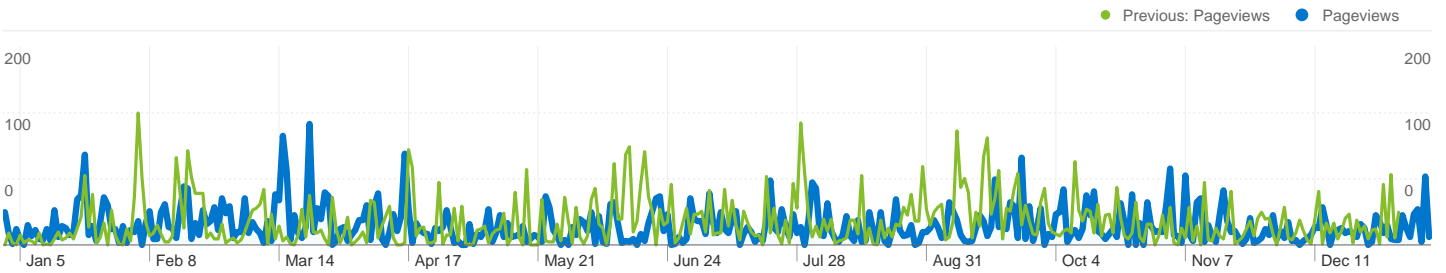
1,540 visits came from 26 countries/territories

Site Usage

Visits 1,540 Previous: 1,485 (3.70%)	Pages/Visit 4.78 Previous: 5.74 (-16.67%)	Avg. Time on Site 00:03:04 Previous: 00:03:52 (-20.59%)	% New Visits 42.01% Previous: 45.12% (-6.88%)	Bounce Rate 28.44% Previous: 29.23% (-2.68%)	
Country/Territory	Visits	Pages/Visit	Avg. Time on Site	% New Visits	Bounce Rate
Canada					
January 1, 2009 - January 10, 2010	1,350	5.01	00:03:15	38.37%	24.74%
January 1, 2008 - January 1, 2009	1,316	6.02	00:04:05	39.59%	26.06%
% Change	2.58%	-16.71%	-20.45%	-3.08%	-5.08%
United States					
January 1, 2009 - January 10, 2010	135	3.19	00:01:44	75.56%	54.07%
January 1, 2008 - January 1, 2009	142	3.31	00:01:31	86.62%	54.23%
% Change	-4.93%	-3.77%	14.28%	-12.77%	-0.28%
Brazil					
January 1, 2009 - January 10, 2010	25	1.16	00:00:00	0.00%	84.00%


January 1, 2008 - January 1, 2009	1	2.00	00:00:28	100.00%	0.00%
% Change	2,400.00%	-42.00%	-100.00%	-100.00%	100.00%
United Kingdom					
January 1, 2009 - January 10, 2010	5	3.40	00:02:49	60.00%	60.00%
January 1, 2008 - January 1, 2009	5	1.60	00:01:22	100.00%	80.00%
% Change	0.00%	112.50%	106.85%	-40.00%	-25.00%
Netherlands					
January 1, 2009 - January 10, 2010	4	5.00	00:03:55	100.00%	0.00%
January 1, 2008 - January 1, 2009	6	13.50	00:15:59	100.00%	0.00%
% Change	-33.33%	-62.96%	-75.52%	0.00%	0.00%
India					
January 1, 2009 - January 10, 2010	3	8.33	00:03:57	66.67%	33.33%
January 1, 2008 - January 1, 2009	0	0.00	00:00:00	0.00%	0.00%
% Change	100.00%	100.00%	100.00%	100.00%	100.00%
Philippines					
January 1, 2009 - January 10, 2010	3	2.33	00:01:50	100.00%	33.33%
January 1, 2008 - January 1, 2009	2	3.00	00:00:58	100.00%	50.00%
% Change	50.00%	-22.22%	89.66%	0.00%	-33.33%
Portugal					
January 1, 2009 - January 10, 2010	2	12.00	00:02:25	100.00%	0.00%
January 1, 2008 - January 1, 2009	0	0.00	00:00:00	0.00%	0.00%
% Change	100.00%	100.00%	100.00%	100.00%	0.00%
Slovakia					
January 1, 2009 - January 10, 2010	2	4.50	00:00:50	100.00%	0.00%
January 1, 2008 - January 1, 2009	0	0.00	00:00:00	0.00%	0.00%
% Change	100.00%	100.00%	100.00%	100.00%	0.00%
South Africa					
January 1, 2009 - January 10, 2010	2	4.00	00:08:15	100.00%	0.00%
January 1, 2008 - January 1, 2009	0	0.00	00:00:00	0.00%	0.00%
% Change	100.00%	100.00%	100.00%	100.00%	0.00%


1 - 10 of 26



Pages on this site were viewed a total of 7,361 times

 **7,361 Pageviews**
 Previous: 8,518 (-13.58%)

 **4,679 Unique Views**
 Previous: 5,306 (-11.82%)

 **28.44% Bounce Rate**
 Previous: 29.23% (-2.68%)

Top Content

Pages	Pageviews	% Pageviews
/index.html		
Jan 1, 2009 - Jan 10, 2010	2,815	38.24%
Jan 1, 2008 - Jan 1, 2009	2,875	33.75%
% Change	-2.09%	13.30%
/PastorDeacons.html		
Jan 1, 2009 - Jan 10, 2010	588	7.99%
Jan 1, 2008 - Jan 1, 2009	812	9.53%
% Change	-27.59%	-16.20%
/video_redirect.html		
Jan 1, 2009 - Jan 10, 2010	410	5.57%
Jan 1, 2008 - Jan 1, 2009	0	0.00%
% Change	100.00%	100.00%
/sermons.html		
Jan 1, 2009 - Jan 10, 2010	386	5.24%
Jan 1, 2008 - Jan 1, 2009	19	0.22%
% Change	1,931.58%	2,250.90%
/churchinfo.html		

Jan 1, 2009 - Jan 10, 2010	280	3.80%
Jan 1, 2008 - Jan 1, 2009	190	2.23%
% Change	47.37%	70.53%